

RT106

Extra Big and Loud Waterproof Countdown Timer



ThermoWorks






- IP65 Water Resistant
- 99hr 99min 99sec countdown
- Easy and quick value setting
- Large and clear display
- Loud buzzer alarm
- Memory for storing setting
- Magnetic attachment
- Wall mounting keyholes

Specifications	
Countdown range	99 hours 99 minutes 99 seconds
Display resolution	1 second
Buzzer level	90db at 300 mm
Buzzer volume control	Adjustable 4 steps
Water resistant rating	IP65
Battery	1.5 volt, type AAA or equivalent x 2 pieces (included)
Display size	65 mm wide x 22 mm high
Product size	88 mm wide x 130 mm high x 22 mm deep
Ambient temperature	32 to 104°F (0 to 40°C)

Installation

1. Use a suitable phillips head screw driver to open the battery cover.
2. Install batteries with correct polarity.
3. Close battery cover and tighten the screw.

Operation

1. **Adjust buzzer volume**
Press  to select the desired buzzer volume 1 to 4.
2. **Countdown value setting**
With reference to the following examples, set the desired countdown values.
Press  (stop/clear) to clear display before setting new values.
To set 12 seconds = press [1], [2]
To set 12 minutes = press [1], [2], [0], [0]
To set 12 hours = press [1], [2], [0], [0], [0], [0]
To set 12 hours 12 minutes = press [1], [2], [1], [2], [0], [0]
To set 12 hours 12 minutes 12 seconds = press [1], [2], [1], [2], [1], [2]
3. **Start Countdown**
 - 3.1 Press  (start/memo) to start countdown.
When the setting values countdown to 00:00:00 the buzzer will sound.
 - 3.2 Press any button to stop buzzer sounding.
4. **Memory for setting value**
 - 4.1 Press  (stop/clear) to clear display.
 - 4.2 Press  (start/memo) to recall the memorized setting value.