

Thermo Recorder



ThermoWorks

For Food Safety Management (HACCP Systems)

Wireless Core Temperature Data Logger

Push Wireless

RTR-61



Measure and Record -13°F to 455°F

Simple Push Button Operation

Easy to Read Screen

Send Messages and Measurement Commands from PC

Temp Stabilization Function Reduces Human Error



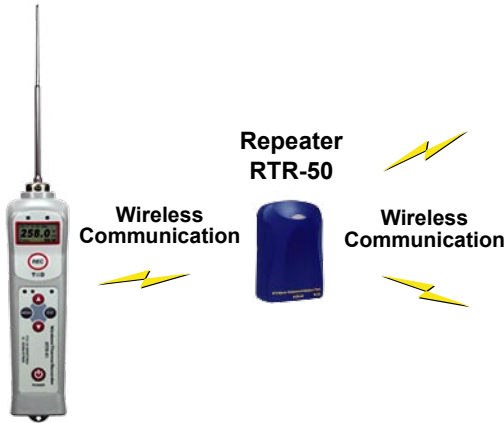
ThermoWorks

Expand the Possibilities

With its built-in short range wireless capability the RTR-61 “Thermo Recorder Push Wireless” makes it possible to not only carry out wireless communication but provides a simplified and effective way to collectively manage a multiple number of RTR-61 units.

Please note that in order to carry out wireless communication, it is necessary to use our specially designed software set “Push Wireless Communication Set, RTR-61SK / RTR-61SK-W”. (sold separately)

Measure and Record Temperature



Collect Data to Computer



Process and Manage Data



- The wireless communication range, if unobstructed and direct, is about 100 meters [330 ft].
- If necessary, please place Repeater(s) between the Remote Unit(s) and the Base Unit.
- Repeaters are sold separately.

Measure / Record Food Core Temperature during Processing

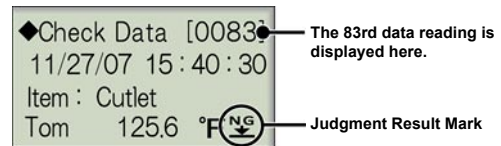
The RTR-61 is a handy-type device which acts both as a thermometer and a temperature recorder that has been designed to easily measure and record the internal temperature of food items and liquid temperature using a needle-type sensor. This product has been designed to meet IP64 standards (splash resistant; rated for use in daily life). It is suitable for use in the food production industry, especially temperature management for HACCP.



One-Push Simple Recording

Simply pressing the <REC> button on the RTR-61 allows the user to record not only the Temperature but also the Date/Time, Measurement Item, User Name and Judgment Result of Measurement. The RTR-61 unit can record and store up to 1,800 data readings. The details for the measured data can also be checked in the display.

Data Details Confirmation Window

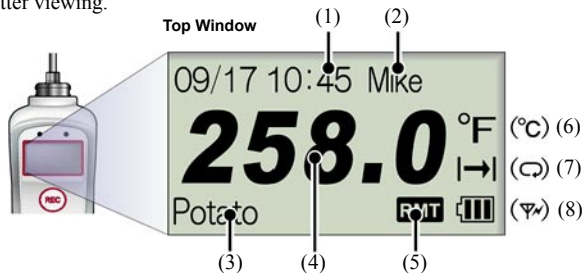


Judgment Result Mark

OK...Judgment OK NG...Lower Limit Error NG...Upper Limit Error

Easy-to-Read LCD Display

The RTR-61 is designed with a high quality graphic LCD display with a resolution of 132 X 64 pixels. The LCD backlight allows the display to be easily read even in low light. Also, the contrast function can be easily adjusted for better viewing.



- (1) Current Date / Time (Month / Date / Hour / Minute)
- (2) User Name
- (3) Item Name
- (4) Current Temperature
- (5) Remote Mode
- (6) Unit of Temperature [°F or °C]
- (7) Recording Mode [One Time or Endless]
- (8) Battery Status or Wireless Communication in Progress

Reliable Backup Function means No Data Loss

The unit incorporates a battery life warning function, which informs the user when it is time to replace the battery. When the battery power becomes low, all normal operations will stop in order to protect the data.

Wait for Constant Temp Function

When measuring temperature, if a change in temperature occurs which is greater than that which was set as the allowable temperature change value set in the application, the temperature will not be recorded until temperature stabilization has been achieved (up to 15 seconds).

Four Sensor Types to Meet your Needs



To meet customer needs, we offer four types of Sensor-Unit sets. For the “All-in-One Type Set”, the sensor is directly attached to the RTR-61 unit. For the “Separate Type Set”, the sensor has a handgrip and cord, making it easy to read the LCD display even in steam. Moreover, the sensor length can be selected from either “Short” or “Long” for each type.

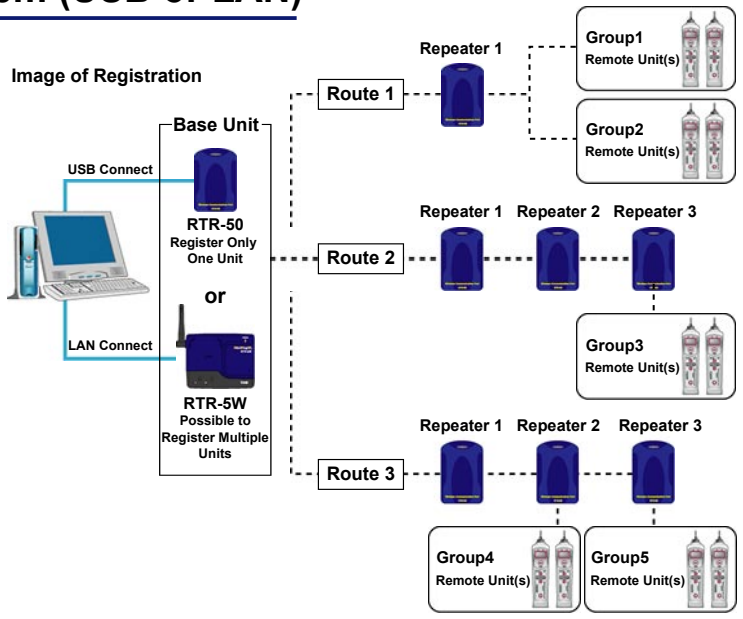
Select a Base Unit to meet your System (USB or LAN)

USB **RTR-61SK**
For controlling the RTR-61 from a Base Unit connected to your computer with a USB cable

An RTR-50 unit is used as a Base Unit. By directly connecting to your computer with a USB cable, the Base Unit (RTR-50) allows wireless access for the downloading of data from the RTR-61 Remote Unit. By setting up RTR-50 unit(s) as Repeater(s), it is possible to extend the wireless communication range.

LAN **RTR-61SK-W**
For controlling the RTR-61 from a Base Unit connected to your computer via a network

An RTR-5W unit is used as a Base Unit. By connecting to your computer via a network, the Base Unit (RTR-5W) allows wireless access for the downloading of data from the RTR-61 Remote Unit. By setting up RTR-50 unit(s) as Repeater(s), it is possible to extend the wireless communication range.



Software Included with Communication Set

RTR-61 for Windows (US)

“RTR-61 for Windows (US)®” is the name of the software included in the “Push Wireless Communication Set (RTR-61SK or RTR-61SK-W)”. It has been designed to be used with our Wireless Core Temperature Data Logger, RTR-61. This user friendly software enables the user to download data, view data lists and save data to files, as well as make important logger settings.

Four Applications make up “RTR-61 for Windows (US)”.

- Network Settings Utility

If an RTR-5W unit is being used, this application enables the user to assign an IP Address / a Subnet Mask, receive settings and easily make all detailed Network Settings.

- RTR-61 Data Viewer

This application enables the viewing in list form of data downloaded from Remote Units. It is possible to output the recorded data into text file format.

- RTR-61 for Windows

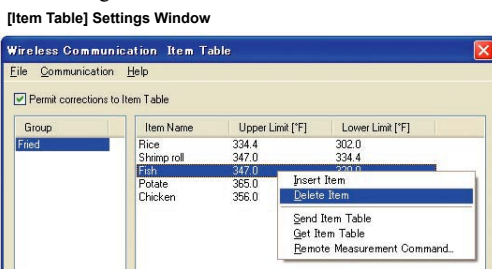
This application is a set of tools to create Item / User Tables, make Remote Unit Operational Settings and Download Recorded Data.

- RTR-61 Registration

This application is designed to carry out all registrations for Base Units, Repeaters and Remote Units. Remote Unit Registration is carried out via optical communication by placing a Data Logger face down on the Base Unit connected to the computer.

User Table / Item Table from the RTR-61 for Windows

Create User and Item Tables, then register them into Remote Units. Up to 62 Items and 61 Users can be registered to one Remote Unit. Upper and Lower Limit Settings can also be made for an “Item Table”.



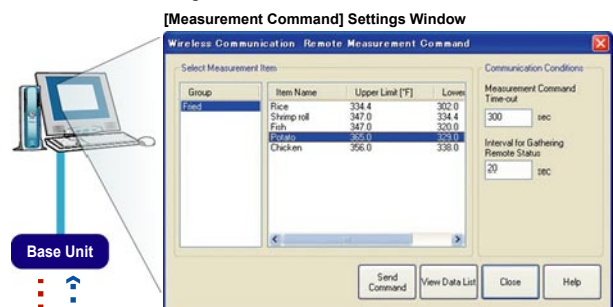
Data List Display from the RTR-61 Data Viewer

By using the “RTR-61 Data Viewer”, it is possible to view the downloaded data as a list. The Info for the selected Remote Unit will be displayed at the right side of the window.

No.	Date / Time	Item Group	Item Name	User Group	User Name	Temp.	Judgment	Upper L.	Lower L.
1	04/07/2006 20:45:19	Fried	Potato	Tom	Tom	89.5	Lower Limit	365.0	329.0
2	04/07/2006 20:51:23	Fried	Shrimp roll	Tom	Tom	86.0	OK	347.0	334.4
3	04/07/2006 20:52:21	Fried	Shrimp roll	Tom	Tom	87.6	OK	347.0	334.4
4	04/07/2006 09:00:00	Group1	Item2	User1	User1	80.0	OK	495.0	13.0
5	04/10/2006 22:29:36	Fried	Rice	Team.A	Tom	81.5	Lower Limit	334.4	302.0
6	04/10/2006 22:29:41	Fried	Rice	Team.A	Tom	81.5	Lower Limit	334.4	302.0
7	04/10/2006 22:29:46	Fried	Rice	Team.A	Tom	81.5	Lower Limit	334.4	302.0
8	04/10/2006 22:29:51	Fried	Rice	Team.A	Tom	81.5	Lower Limit	334.4	302.0
9	04/10/2006 22:29:56	Fried	Shrimp roll	Team.A	Tom	81.5	Lower Limit	347.0	334.4
10	04/10/2006 22:29:59	Fried	Fish	Team.A	Tom	81.5	Lower Limit	347.0	320.0
11	04/10/2006 22:29:56	Fried	Potato	Team.A	Tom	81.5	Lower Limit	365.0	329.0
12	04/10/2006 22:29:57	Fried	Rice	Team.A	Tom	81.5	Lower Limit	334.4	302.0
13	04/10/2006 22:29:58	Fried	Rice	Team.A	Tom	81.5	Lower Limit	334.4	302.0

Remote Measurement Command from the RTR-61 for Windows

This particular function enables a user to send a Measurement Command for a specified Item to a Remote Unit. When a User has carried out a measurement by receiving a Measurement Command from the Management Operator, the application “RTR-61 for Windows” will receive the measured temperature.



Base Unit

Remote Unit



Take Temp of: Potatoes

Measure and record the temperature of the specified item.

--- Command (Send)
 --- Recorded Data (Receive)

To further help meet our customers need, we offer the RTR-61 Communication DLL. By using our RTR-61 DLL, you can create software on your own for your own situation and purposes. The following are the examples of the DLL functions: Control of Base Unit Functions via Computer, Remote Measurement Command, Downloading Data, Sending / Getting Tables. For details please contact your local T&D dealer.

Product Specification

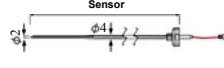
RTR-61	
Measurement Item	Temperature
Measurement Channels	1 Channel
Measurement Range	-25°C to 235°C
Temperature Sensor	Thermistor
Measurement Accuracy	Less than 10°C ±1.5°C
	10°C to 40°C ±1.0°C
	40°C to 85°C ±0.8°C
	85°C to 110°C ±0.5°C
	110°C to 130°C ±0.8°C
130°C to 150°C ±1.0°C	
150°C to 180°C ±1.5°C	
180°C to 200°C ±2.0°C	
200°C to 235°C ±2.5°C	
Measurement / Display Resolution	0.1°C
Measuring / Display Interval	0.5sec
Number of Recorded Data	1800 data readings
LCD Display	Date and Time, Measured Value, Battery Life Warning Unit of Temperature (°F / °C), User, Items
Temp. Judgment LED Display	Out of Range: Red LED Blink Within Range: Green LED Blink
Clock Resolution	Month / Day / Year / Hour / Minute / Second
Clock Accuracy	Within ± 1 second per day (at 25°C)
Battery	AAA Alkaline Batteries (LR03) x 2 (AAA Ni-Cd, Ni-MH Batteries also compatible)
Battery Life	About 1 month (when used for PUSH recording every 10 minutes for 16 hours a day)
Interface	Wireless Communication / Optical Communication
Optical	Communication Speed 2400bps (when downloading 1 unit of full data: about 2 minutes and 30 seconds)
Wireless	Wireless Method FCC Part15 Section 249, Frequency: 902 ~ 928MHz
	Communication Speed When downloading 1 unit of full data: about 6 minutes
	Wireless Transmission Range About 100m (if direct and unobstructed)
Antenna	Internal Type
Unit Water Resistance	IP64 (dust / splash resistant <rated for use in daily life>)
Dimensions	146.8mm x 40mm x 37.9mm (excluding sensor part)
Unit Weight	About 83g (Including 2 AAA batteries; excluding sensor)
Operating Environment	-10°C to 60°C

Temperature Sensor (Option)

Temperature Sensor	
Thermal Time Constant	In the air: About 12 sec. In agitated water: About 2 sec.
Sensor Materials	Stainless pipe (SUS316)
Handgrip Materials	Polysulfone Resin (Temperature Durability: About 170°C)
Cord	Teflon® Resin(FEP) Shielded
Common Items Included	Sensor Spacer 1 / Rubber Packing 1 / Sensor Replacement Tool 1 / Sensor User's Manual 1

[Unit: mm]


All-in-one Type Temperature Sensor (Sensor directly attached to the RTR-61 Main Unit)



RTR-6110
Short Temperature Sensor (Sensor Length: 125mm)

RTR-6130
Long Temperature Sensor (Sensor Length: 300mm)

Separate Type Temperature Sensor
(Sensor with Handgrip and Cord. Easy to measure temperature, even in steam.)




RTR-6210
Short Temperature Sensor (Sensor Length: 125mm / Cord Length: 900mm)

RTR-6230
Long Temperature Sensor (Sensor Length: 300mm / Cord Length: 900mm)

Package of Contents


RTR-61



RTR-61 Main Unit (Sensor attached) AAA Alkaline Batteries (LR03) x 2 User's Manual


Communication Set (Sold separately)

RTR-61SK-W



Base Unit RTR-5W Software CD-ROM LAN Cable (LN-20W) AC Adaptor (AD-0605) Optical Communication Adaptor (RTR-06A1) User's Manual

RTR-61SK

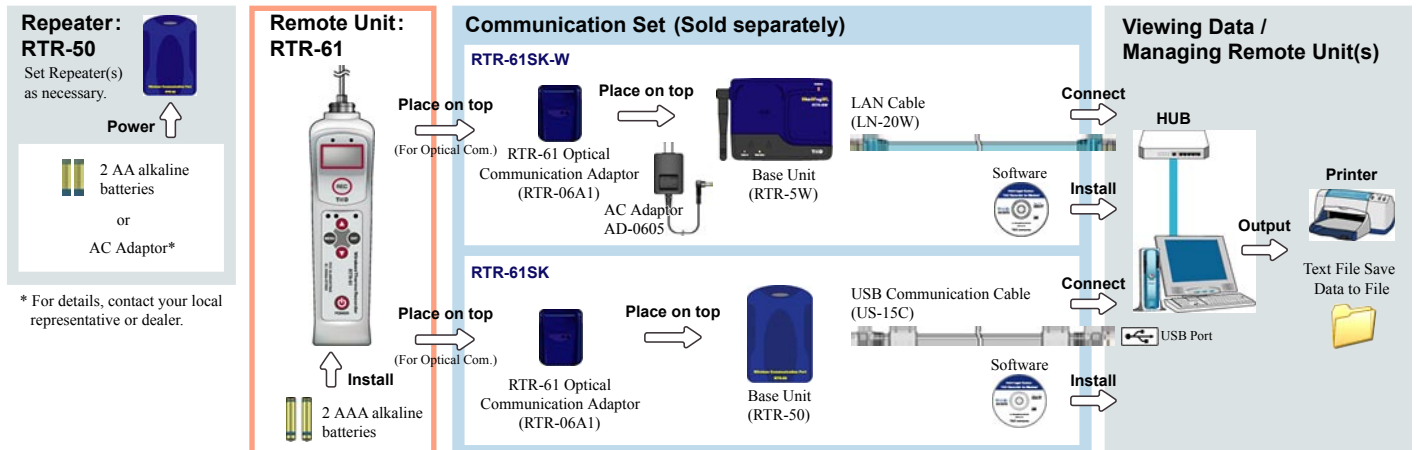


Base Unit RTR-50 Software CD-ROM USB Comm. Cable (LN-20W) Optical Communication Adaptor (RTR-06A1) Memo Sticker User's Manual

Software Specifications

RTR-61 for Windows	
Compatible Devices (Base Unit) :	
RTR-50 (Wireless Communication Port) :	
Unit Version 2-1-x or above	
RTR-5W (Network and Wireless Station) :	
Internal Script Version 1.45 or above	
RF Version 1.4.x or above	
PC Operating Environment	
OS	Microsoft Windows® 98SE / ME English Microsoft Windows® 2000 / XP English * For installation, it is necessary to have Administrator (Computer Administrator) rights.
PC/CPU	A Stable Windows Operating Environment
Memory	Enough memory to stably operate Windows®
Hard Disk	More than 10 MB of free space (Data will need more space)
Monitor	SVGA (higher than 800 x 600 recommended) more than 256 colors
LAN	100BASE-TX or 10BASE-T Twisted pair cable conforming to Category 5 (STP/UTP)

System Setup



Caution regarding safety

For safe operation carefully read instructions before using this unit.

Web Site
Thermoworks

Product information and ordering: <http://www.thermoworks.com/>



ThermoWorks

1762 W. 20 S. #100, Lindon, UT 84042
Ph: 801-756-7705 Fax: 801-756-8948
www.thermoworks.com