

SPOT™






Operating Instructions

What's included:

SPOT, battery, metal mounting plate and this instruction card.

How to operate:

SPOT is an ambient temperature thermometer, primarily used to track temperatures over time. It is not an instant-read thermometer.

- To power on SPOT, press  once.
- To activate backlight, press . Backlight stays on for 10 seconds.
- To power off SPOT, press and hold  for 5 seconds.
- To view Max/Min readings, press and hold  for 3 seconds. MAX will show in the display, press again to view Min reading. MIN will show in the display. To reset MAX/MIN, turn off and turn back on.
- To switch from °F to °C, press and hold  for 5 seconds upon start up.

To Change Battery:

- Replace with 3-volt, CR2032 button cell battery. Use a phillips screwdriver to open the battery cover on the bottom. Install the battery according to the correct polarity, positive side up. sliding the battery under the metal clip. Reattach the battery cover.

For service or warranty:
1-801-756-7705 • 1-800-393-6434
techsupport@thermoworks.com

Important Ambient Temperatures Guide

Fridge Temp Range

33 to 40°F

Freezer Temp Range

-2 to 32°F

Normal Room Temp

65 to 75°F

Cheese Cave Temp Range

45 to 55°F

Wine Storage Temperature

55°F

Bread Proofing Range

75 to 95°F

Terrarium Ambient Temperature Range

70 to 85°F

Food Storage Temp Range

50 to 70°F



ThermoWorks

www.thermoworks.com

741 E. Utah Valley Dr.

American Fork, UT 84003